



Western Wire

MS Cotter Pins

We manufacture and supply a variety of extended-prong cotter pins to the Aerospace, Aviation, Military and Defense industries. These cotter pins are identified by their Military Specification number. Certifications verifying traceability and compliance are available.

MS24665: National Aerospace Standard-NASM24665

- T302/304 Stainless Steel, passivated with Citric Acid Method 2 addendum B, DFARS available
- Brass with Black Oxide Coating
- Monel 400 Series (NiCu Alloy), DFARS available
- Low Carbon Steel with Cadmium Plating
- Low Carbon Steel with Phosphate Coating

MS9245: Aerospace Standard

- Type 321 Stainless Steel, Heat and Corrosion resistant

BACP18BC: Boeing Standard



Stainless Steel



Brass w/ Black Oxide



Monel 400 Series




Steel w/ Cadmium

A-A-55487 Lock Pins

- Type 316 Stainless Steel in accordance with ASTM A313

WWP #	Wire Dia.	Wt. Per 1000
A-A-55487-2	.0800	6
A-A-55487-3	.0295	.25
A-A-55487-4	.0585	1.9
A-A-55487-5	.0720	4.5
A-A-55487-6	.0915	8.5



A-A-55487-1 Lock Pins

- Type 316 Stainless in accordance with ASTM A313, second dash indicates length.

WWP #	Wire Dia.	Wt. Per 1000
A-A-55487-1-1	.080	5
A-A-55487-1-2	.080	6
A-A-55487-1-3	.080	7.5
A-A-55487-1-4	.080	9
A-A-55487-1-5	.080	10.5
A-A-55487-1-6	.080	12



AA55488 Safety Pins

- Type 316 Stainless Steel



WWP #	Wire Dia.	Inside Dim.	Wt. Per 1000
AA554881	.051	7/8 X 5/32	2.2
AA554882	.041	9/16 X 5/32	1.1
AA554883	.080	1/4 X 1-7/8	1.1



ISO 9001:2015
QUALITY MANAGEMENT
SYSTEM CERTIFIED



Made in the USA
Since 1914

770 Sun Park Drive Fenton, MO 63026
Phone: 1(800) 325-3770 or Fax: (636) 305-1119

Email: sales@westernwireusa.com

www.westernwireusa.com

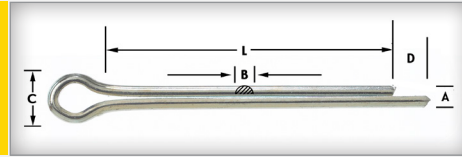


Western Wire

Cotter Pins - ASME B18.8.1

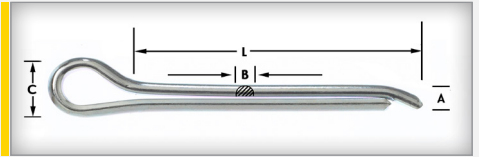
- Available in plain, stainless and various plated finishes.
- Our standard Extended Prong - Chisel Point will be supplied unless otherwise specified.
- 5/8", 3/4" and 1" diameter cotters are made of full size material .625, .750 or 1.000. They do not meet the ASME specification.
- Specification table listed below.

Our Standard



Extended Prong - Chisel Point

- 1/32" through 1" diameter
- 5/8" through 1" square cut



Hammerlock

- Made for castellated nuts for fast, accurate assembly.
- 1/16" through 3/8" diameter
- 9/64" available on request

Upon Request




Even End, Chisel Point



Humped




Ext. Prong, Taper Point



Self-Locking



Tee Head



Even End, Taper Point

Nominal Size or Basic Pin Diameter		Total Shank Diameter "A"		Wire Width "B"		Head Dia. "C"	Ext. Prong "D"	Gauge Hole Dia. +/- .001
		Maximum	Minimum	Maximum	Minimum	Minimum	Minimum	
1/32"	0.031	0.032	0.028	0.032	0.022	0.06	0.01	0.047
3/64"	0.047	0.048	0.044	0.048	0.035	0.09	0.02	0.062
1/16"	0.062	0.060	0.056	0.060	0.044	0.12	0.03	0.078
5/64"	0.078	0.075	0.072	0.076	0.057	0.16	0.04	0.094
3/32"	0.094	0.090	0.086	0.090	0.069	0.19	0.04	0.109
7/64"	0.109	0.104	0.100	0.104	0.080	0.22	0.05	0.125
1/8"	0.125	0.120	0.116	0.120	0.093	0.25	0.06	0.141
9/64"	0.141	0.134	0.130	0.134	0.104	.028	0.06	0.156
5/32"	0.156	0.150	0.146	0.150	0.116	0.31	0.07	0.172
3/16"	0.188	0.176	0.172	0.176	0.137	0.38	0.09	0.207
7/32"	0.219	0.207	0.202	0.207	0.161	0.44	0.10	0.241
1/4"	0.250	0.225	0.220	0.225	0.176	0.50	0.11	0.275
5/16"	0.312	0.280	0.275	0.280	0.220	0.62	0.14	0.343
3/8"	0.375	0.335	0.329	0.335	0.263	0.75	0.16	0.413
7/16"	0.438	0.406	0.400	0.406	0.320	0.88	0.20	0.482
1/2"	0.500	0.473	0.467	0.473	0.373	1.00	0.23	0.550

Note: Total Shank diameter "A" dimension is two times wire thickness. "A" is measured at end of pin where no gap is permitted.